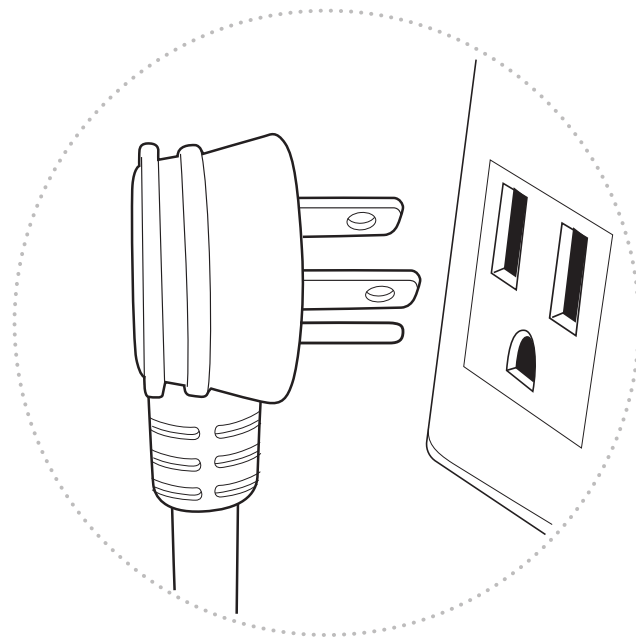


Power Strip

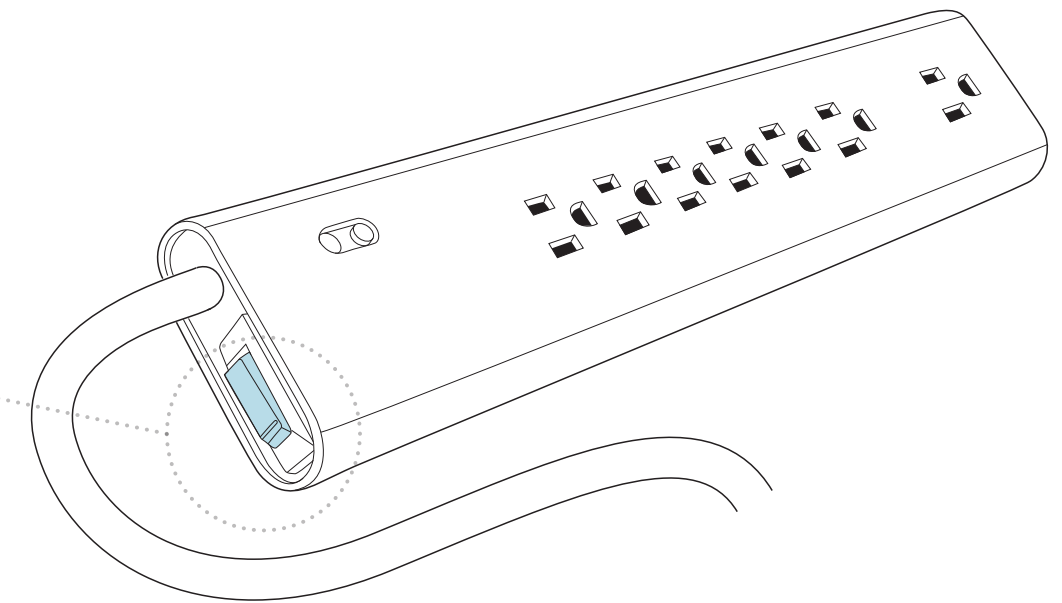
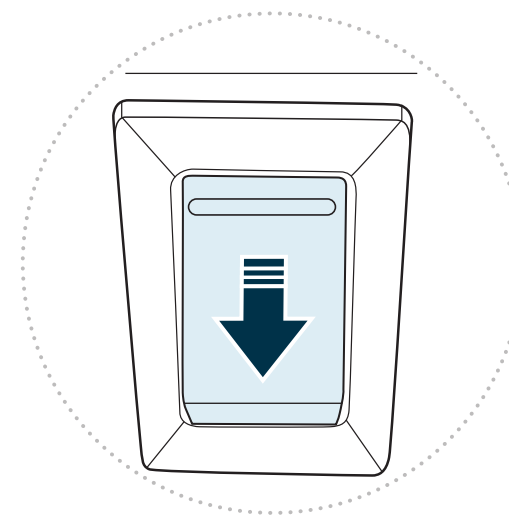
vari®

1



Plug directly into a grounded outlet – do not plug into a power strip. Press switch towards “reset” on side of strip to turn on. Green and red lights will be lit when the power strip is on, indicating that it’s protected and grounded.

2



Switch can be pressed to the ‘off’ position when the power strip is not in use or to turn off power to the strip.



(800) 207-2587



WARNING: Never operate this product if it has a damaged cord or plug, if it is not working properly, if it has been dropped or damaged, or dropped into water. Contact our customer service department during business hours to report any issues. Our customer service team will provide a replacement if necessary.



WARNING: To reduce risk of fire, electric shock, or personal injury, use only indoors and do not install in a wet or damp location.



WARNING: Do not open any of the components, there is a danger of electric shock.



CAUTION: Beverages such as water or coffee could cause product failure if spilled.



WARNING: Keep plug away from heated surfaces.

In the event of a power surge, the power strip will stop providing power and switch to off.
To turn power back on, press the power switch back to the ‘reset’ position.