

VariDesk® Electric Pro Plus™ 32



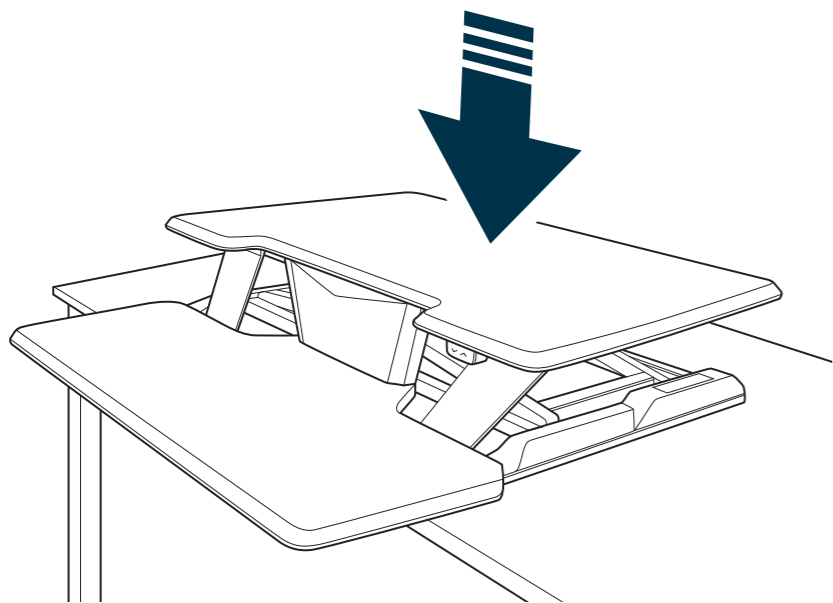
No Tools
Required



Holds up to
50 lb (22.7 kg)

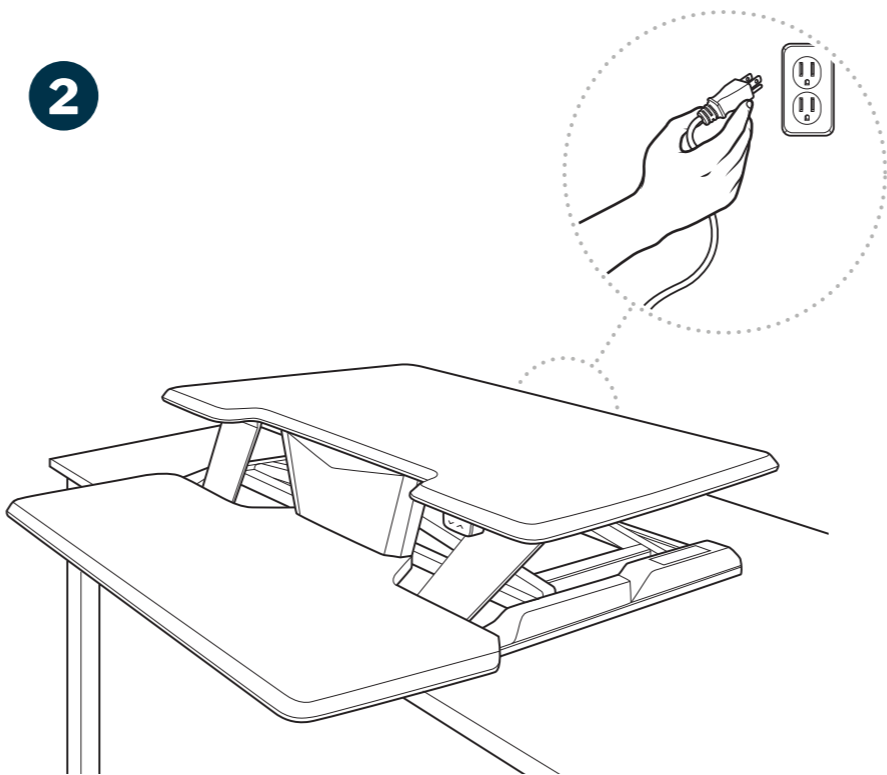
vari.®

1



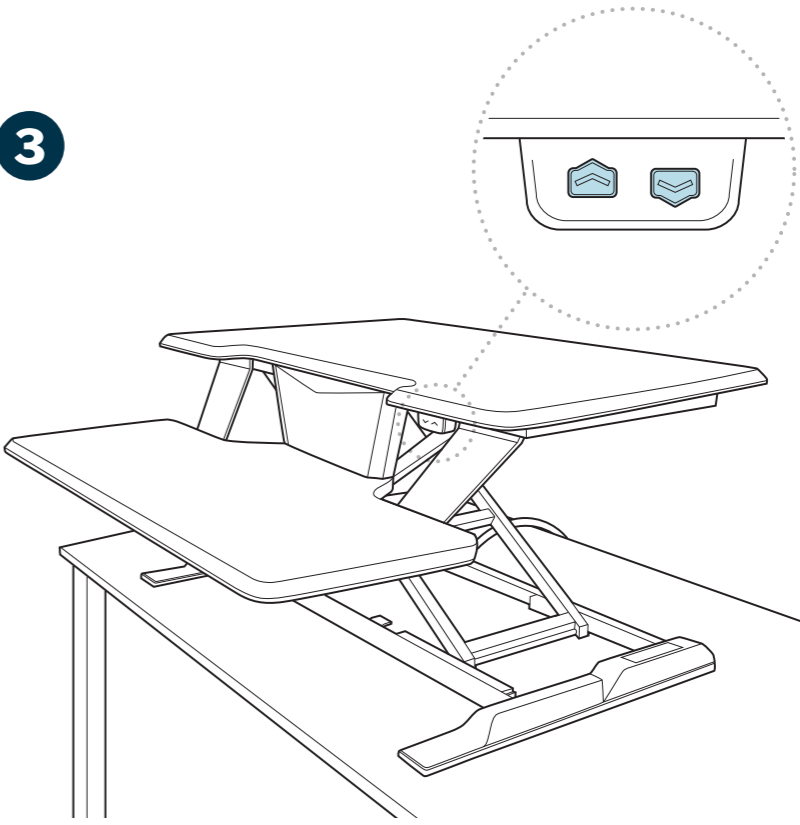
With another person's assistance, place the desktop converter on top of your existing desk, ensuring that the weighted base is fully on the desktop.

2



Plug the power cord into a power outlet.

3



Use the up arrow to raise and the down arrow to lower.

RESET INSTRUCTIONS: To reset, press the up and down arrow buttons simultaneously and hold for 5 seconds. The converter should fully lower and then rise to its previous height.



WARNING: Do not open any of the components, there is a danger of electric shock.



WARNING: Risk of finger injury – pinching hazard. Use caution when lowering desk.



WARNING: Keep plug away from heated surfaces.



CAUTION: Beverages such as water or coffee could cause product failure if spilled.



WARNING: To reduce risk of fire, electric shock, or personal injury, use only indoors and do not install in a wet or damp location.



WARNING: The Electric Pro Plus™ 32 is not intended for use by young children or for those persons who require supervision.



WARNING: Never operate this product if it has a damaged cord or plug, is not working properly, has been dropped or damaged, or was dropped into water. Contact our customer service department during business hours to report any issues.

