

# Aspire Collection

vari®



A designer, fixed-position sofa and chair with generous proportions and consistent support.

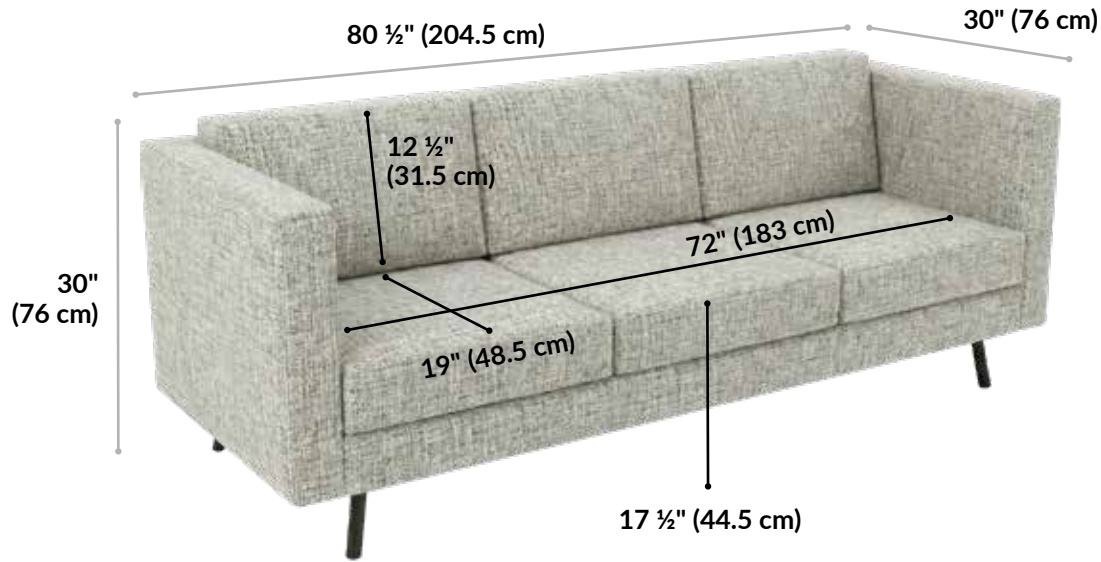
## Additional Details

- Modern Design Suitable for Collaborative Settings
- Flexible Décor Pairing
- Sofa and Side Chair Feature High-Resilience Foam Core
- Tables Feature Easy-to-Clean Laminate Tops and Metal Legs
- Ships with Minimal Assembly Required via Freight Delivery
- 10-Year Limited Warranty
- Sofa Supports up to 700 lb (317.5 kg) Across All Seats
- Chair Supports up to 300 lb (136 kg)
- Coffee and Side Tables Each Support up to 200 lb (90.5 kg)



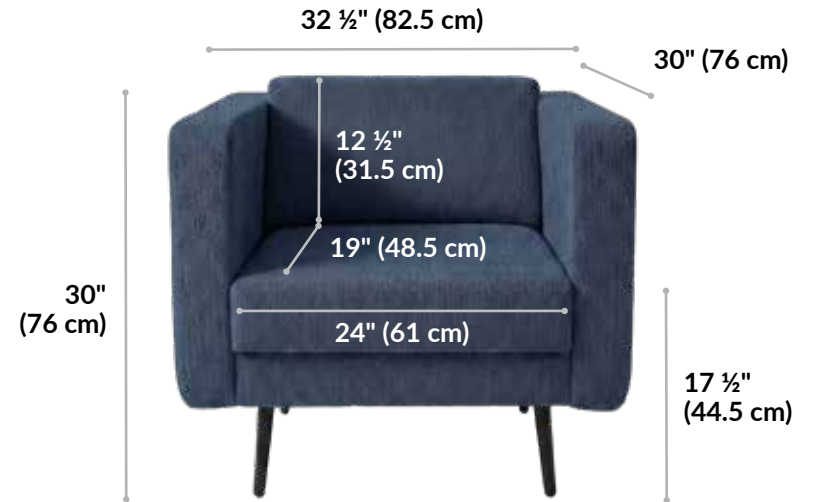
## ASPIRE THREE-SEAT SOFA

Available in Crow, Navy, or Heron



## ASPIRE SIDE CHAIR

Available in Zircon, Navy, or Soot



## ASPIRE COFFEE TABLE

Available in Walnut



## ASPIRE SIDE TABLE

Available in Walnut



# Fabric Details and Swatches



## CROW<sup>1</sup>

*Aspire Three-Seat Sofa*



## HERON<sup>1</sup>

*Aspire Three-Seat Sofa*



## NAVY<sup>1</sup>

*Aspire Three-Seat Sofa  
Aspire Side Chair*



## SOOT<sup>2</sup>

*Aspire Side Chair*



## ZIRCON<sup>1</sup>

*Aspire Side Chair*

### FABRIC COMPOSITION

- <sup>1</sup> 100% Polyester with Synthetic Latex Backing
- <sup>2</sup> 98% Polyester, 2% Nylon with Synthetic Latex Backing

### FABRIC COMPLIANCE & DURABILITY

- Abrasion Resistance Suitable for Heavy-Use Environments — 95,000–100,000 Double Rubs
- Class 4 Lightfastness (40–100 hours) — Resistant to Fading under Light Exposure
- Class 3 (Wet) or Class 4 (Dry) Colorfastness — Strong Resistance to Color Transfer under Normal Use Conditions
- All Fabrics Meet the Standards Flammability Compliance (CA 117-2013, UFAC Class 1, and NFPA 260 Class 1) and Are Suitable for Use in Office and Commercial Environments

### FABRIC STAIN RESISTANCE


Treated with iClean Nano Technology for a High-Performance Stain-Repellent Finish

### FABRIC CARE & MAINTENANCE

1. Vacuum upholstery before cleaning.
2. Blot spills immediately using a soft cloth.
3. Use a damp cloth or sponge (water only).
4. Work from the outer edge toward the center of the stain.
5. Blot dry using clean paper towels.

Avoid harsh chemicals or aggressive scrubbing.

## Wood Swatch



## WALNUT

*Haven Hard-Top Ottoman  
Aspire Coffee Table  
Aspire Side Table*

### COMPOSITION

Laminate

### CARE & MAINTENANCE

- To clean the surface, use a damp cloth or sponge and a mild soap or detergent. Rinse thoroughly with warm water and wipe dry.